

MICROKORG

2023

ULTIMATE PATCHES

FAST & EASY INSTALL GUIDE + PATCH LIST



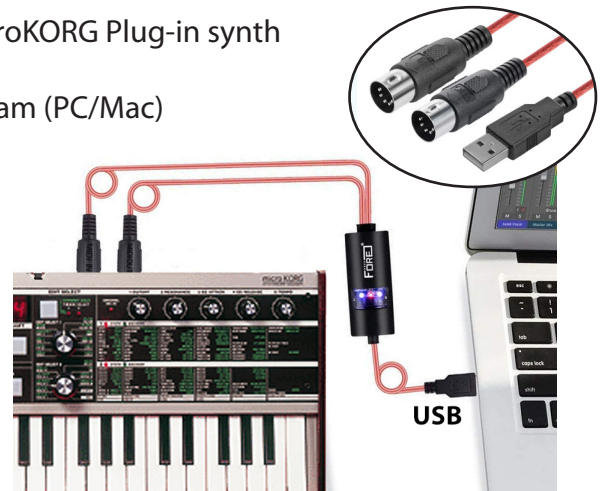
Congratulations on your purchase of microKORG 2023 Ultimate Patches.
(compatible with microKORG / S / Crystal / Plug-in & MS2000 series)
Celebrating microKORG's 20th Anniversary with 300 all new next-level sounds!

Install Requirements

1. A microKORG / S / Crystal, MS2000 series synth, or microKORG Plug-in synth
2. A PC (Windows 7+) or Mac (MacOS 10.9+)
3. The free Korg microKORG Sound Editor librarian program (PC/Mac)
4. A MIDI to USB Interface Cable such as the one pictured at right (or other MIDI computer interface with 5-pin MIDI in/out ports (such as Focusrite 4i4).

Many are available on Amazon from \$14:

- FORE MIDI to USB Interface MIDI Cable Adapter
- LEKATO USB MIDI Interface MIDI Cable Adapter
- TENINYU USB to MIDI Cable Converter
- Roland UM-ONE mk2 USB MIDI Interface
- iConnectivity mio 1x1 USB MIDI Interface



MIDI to USB Interface Cable

Notes

- **IMPORTANT:** Nearly all our patches utilize the Mod wheel for a unique alternate sound - make sure to always try it when checking out the patches. You'll be glad you did!
- Even though the synth lists categories (trance, retro, vocoder, etc) on the large Program Select wheel, just ignore those labels, as our patches go well beyond those categories and are not categorized.
- Volume levels vary from patch to patch, as we sometimes overdrive the synth's analog outputs for thick true-analog gain saturation. Similarly, some delicate patches require a lower volume level (such as Volume 1 B.34 "Palm Mute Guitar").
- Many of the patches have intentional vintage voice attributes (similar to - but better than - the Vintage knob on some Sequential synths), for very authentic vintage sound.
- Although files containing the full volumes are included in both PC and Mac .syx formats, we've also included the individual patch files (.syx format and PC-only ".prg" format) if you need them.



**ULTIMATE
PATCHES**

Copyright 2023 Ultimate Patches

MICROKORG 2023

ULTIMATE PATCHES

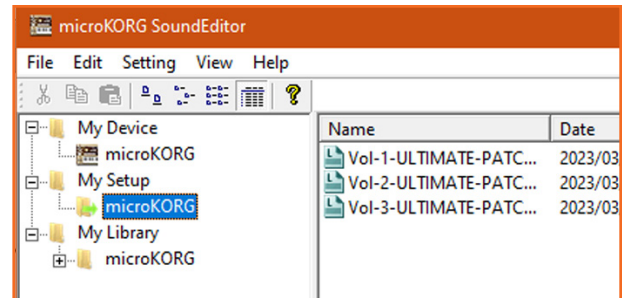
FAST & EASY INSTALL GUIDE + PATCH LIST

Installation Preparation (microKORG / S / Crystal / any MS2000 series synth)

1. Connect your MIDI interface from your microKORG / S / Crystal or MS2000 series synth to your PC or Mac. If you're using a MIDI to USB interface cable like the one in the photo on page one, connect the cable's **MIDI OUT to the MIDI IN port on the synth, and the cable's MIDI IN to the MIDI OUT port on the synth**, and plug the USB cable into your computer.
2. On the microKORG, turn on your synth (and keep it on until all install steps are done) and do the following:
 - **Turn Write Protect off** (on microKORG / S / Crystal, hold shift and press key "8", then turn "1/CUTOFF" knob until the synth displays "off". Hit the "8" key again to complete.
 - **Enable Sysex** (on microKORG / S / Crystal, hold shift and press key "4", then turn knob "4/EG RELEASE" until the synth displays "E-E". Hit the "4" key again to complete.
 - **Temporarily change Clock Sync to External** (on microKORG / S / Crystal, select MIDI using the EDIT SELECT 2 knob, then turn knob "3/EG ATTACK" until "eEt" displays. **IMPORTANT:** Change it back to Internal (or auto) after every time you've loaded in the patches, in order for the arpeggiator to work without an external clock sync source.
 - **Make sure MIDI channel is 1** (on microKORG / S / Crystal, select MIDI using the EDIT SELECT 2 knob, then turn "1/CUTOFF" knob until "1" is displayed.
- Note: if using a Korg MS2000 series synth, perform the above steps by pressing the "Global" key to access those settings.
3. Extract the .zip file you purchased from us, to a folder on your desktop. Do not change the filenames.

Installation on Windows (microKORG / S / Crystal)

1. Install the free Korg microKORG Sound Editor librarian program (PC):
<https://www.korg.com/us/support/download/product/0/104/>
2. Copy the volumes you purchased "Vol-1-ULTIMATE-PATCHES.set", "Vol-2-ULTIMATE-PATCHES.set", "Vol-3-ULTIMATE-PATCHES.set" into the microKORG folder here:
C:\Users\username\Documents\KORG\My Setup\microKORG
Note that **username** will show your actual Windows username.
3. Start the microKORG Sound Editor. If you get "No Device Found" error, Click "MIDI Devices" in Setting menu, and make sure your MIDI interface is shown in the IN / OUT fields.
4. Click on the "microKORG" folder under "My Setup" (see image at right). You can now see the Ultimate Patches listed in the right pane.
5. Select one of those volumes shown in the right pane, and drag and drop it onto the microKORG icon under "My Device".
6. NOTE: This will erase all patches currently in the synth and overwrite them with the Ultimate Patches volume you selected. To backup your patches first, read the "Data Dump" section in the microKORG Owner's Manual, or the "MIDI Dump" section in the MS2000 manual.
7. After a few seconds, that volume of Ultimate Patches is now installed on the synth. Enjoy!
8. To install another volume, repeat the previous step, choosing the other volume you want to install. Remember, this will overwrite patches currently in the synth.
9. If for any reason you are not able to install the patches, install the MIDI-OX app using the steps under "SysEx MIDI files on PC" at <https://www.sweetwater.com/sweetcare/articles/how-do-i-send-and-receive-sysex-on-pc-or-mac/> then, send the sysex data (patches) to your synth (eg Vol-1-ULTIMATE-PATCHES.syx) by following the steps under "Send SysEx data to your MIDI device" on that same webpage. NOTE: read step 6 above, first. There is also a troubleshooting section later in this guide should you need it.



ULTIMATE
PATCHES

Copyright 2023 Ultimate Patches

MICROKORG 2023

ULTIMATE PATCHES

FAST & EASY INSTALL GUIDE + PATCH LIST

Installation - MacOS 10.14 and lower (microKORG / S / Crystal / MS2000 series)

1. Install the free Korg microKORG Sound Editor librarian program (Mac):
<https://www.korg.com/us/support/download/product/0/104/>
2. Start the Editor. Go to Preferences by clicking the "microKORG SoundEditor" menu shown at right, and make sure MIDI channel is "1". If you see "None" under MIDI In / MIDI Out, select your MIDI In / Out Interface from the dropdown.
3. Click "Open" in the program's File menu.
4. Select the soundbank you wish to install to the synth, for example Vol-1-ULTIMATE-PATCHES.syx (located in the folder on your desktop) that you purchased from us. Click Open once selected.
5. Click on the Program icon in the blue area as shown in the example image at right. The full volume of patches will open in a window.
6. Select "Transmit" in the MIDI menu to send that volume of patches to your synth. NOTE: This will erase all patches currently in the synth and overwrite them with the Ultimate Patches volume you selected. To backup your patches first, read the "Data Dump" section in the microKORG Owner's Manual, or the "MIDI Dump" section in the MS2000 manual.



Installation - MacOS 10.15 and up (microKORG / S / Crystal / MS2000 series)

1. MacOS 10.15 and up is not compatible with the microKORG Sound Editor, so:
2. Install the free SysEx Librarian that is appropriate to your macOS version:
<https://www.snoize.com/SysExLibrarian/>
then follow the instructions under "Send SysEx MIDI data to your device" on this page: <https://www.sweetwater.com/sweetcare/articles/how-do-i-send-and-receive-sysex-on-pc-or-mac/> to send the sysex data (patches) to your synth (eg Vol-1-ULTIMATE-PATCHES.syx). NOTE: This will erase all patches currently in the synth and overwrite them with the Ultimate Patches volume you selected. To backup your patches first, read the "Data Dump" section in the microKORG Owner's Manual, or the "MIDI Dump" section in the MS2000 manual.
Note: optionally, you can try the MS2000 Librarian: <http://daz.korgforums.com/> which is free — or use any other Sysex program of your choice.

Installation microKORG Plug-In Synth

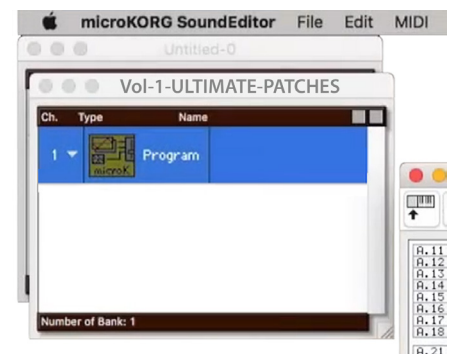
Follow the instructions included with the Plug-in.

Installation - Windows (MS2000 series synths)

Follow the steps of the above section "Installation on Windows". Alternatively, you can try these free programs:

ReMS2000: https://github.com/inteyes/ReMS2000/releases/download/v1.3.4/ReMS2000_WinStandalone.exe

MS2K Patch Buddy: <http://daz.korgforums.com/>



ULTIMATE
PATCHES

Copyright 2023 Ultimate Patches

MICROKORG 2023 ULTIMATE PATCHES

FAST & EASY INSTALL GUIDE + PATCH LIST

Troubleshooting

If you're having trouble with installing the patches, make sure you perform — in order and exactly — the installation preparation followed by the appropriate installation procedures in this guide. If you're still having issues, follow these steps:

1. Make sure you've connected the MIDI cables as shown on Page 1 of this manual (MIDI OUT > MIDI IN and vice versa).
2. If your MIDI interface requires a driver, make sure it is installed and working.
3. Make sure you do NOT turn off the synth throughout the Installation Preparation and Installation process.

If all else fails:

4. Reboot your computer.
5. Restore the factory settings on the synth following the instructions on page 63 of the microKORG Owner's Manual available for download here: <https://www.korg.com/us/support/download/product/0/104/>
Important: first read step 5 of "Installation on Windows (microKORG / microKORG S)" in this manual.
6. Repeat the Installation Preparation steps from page 1 of this manual. Then continue on to the installation steps.
7. If you still have issues, install using MIDI-OX (PC) or SysEX Librarian (Mac) following the instructions in this manual, or use any similar MIDI Sysex program of your choice.

If you've followed the instructions exactly and in order, and you still need help installing, search Youtube using the search words "microKORG Load Sounds" where several helpful installation videos can be found. You can then contact us if still needed, via the contact page on our website: <https://www.ultimatepatches.com>

Legal: First, thank you for choosing Ultimate Patches. It means a lot to us :) Legally speaking, you can use these patches freely to create musical ideas and songs with — they can be used in personal or commercial recordings or playing live. None of the patches can be redistributed for free, and/or resold in any way. The compositions in the music / sequences and Youtube video demo are copyright protected via their respective owners, and are used in the sequences only for demonstration purposes of the patches. Much of the original music in the Youtube video demo / sequences is available for purchase or licensing for your own recordings; contact support@ultimatepatches.com for information.



ULTIMATE
PATCHES

Copyright 2023 Ultimate Patches

MICROKORG 2023

ULTIMATE PATCHES

FAST & EASY INSTALL GUIDE + PATCH LIST

VOLUME 1

BANK A

- 11. THE1982 GUITAR
- 12. RETROWAVE I
- 13. GOLDEN DAYS
- 14. VANGELIS '83
- 15. BALLAD PIANO
- 16. THE SITAR
- 17. THE JUNO-60
- 18. GARGABOT

- 21. FUTUREPOP 2037
- 22. THE WHISTLER
- 23. 1984 BRASS
- 24. SLIPGATE
- 25. RETROCADE I
- 26. CINEMA PAD
- 27. SAM SMITH I
- 28. SAM SMITH II

- 31. SHINTO LEAD
- 32. D-50 1987 REDUX
- 33. FROZEN SOLUS
- 34. LONDON 1983
- 35. THE CARS 1979
- 36. SUPERSAW POP
- 37. ROBODROP
- 38. POLYSIX 1984

- 41. 1975 P-BASS GUITAR
- 42. 1981 P-BASS GUITAR
- 43. GUITAR 1984
- 44. WAILERS J-BASS
- 45. JUNO-106
- 46. ZIPPADEE
- 47. FM BASS 2023
- 48. METAVERSE X

- 51. JUNO-6 PAD
- 52. B3 ORGAN 1967
- 53. 1981 BRASS
- 54. THE TIMPANI
- 55. 1983 SPARKLE
- 56. VINTAGE LOTR
- 57. SYNCLAVIER I
- 58. THE RACE

- 61. REGGAETON X
- 62. DR. WHO '75
- 63. PANOPTICA
- 64. 1985
- 65. NEON NIGHTS
- 66. OPTIMUS BASS
- 67. CYBERIA
- 68. TECHNOTRONIC 1989

- 71. 1970
- 72. 1975
- 73. R&B BASS 1980
- 74. FLASHBACK
- 75. BASS OF 1993
- 76. GRANDFATHER
- 77. TX81Z 1989
- 78. PROPHET GAIN

- 81. DISCO DUCK
- 82. SAWYER REDUX
- 83. THE STRINGER
- 84. 2035
- 85. 2025 STRINGS
- 86. BETAMAX PAD
- 87. DUBSTEP 2012
- 88. DAS MELLOW

BANK B

- 11. NEPTUNES 2005
- 12. OBERHEIM SEM
- 13. B3 ORGAN 1976
- 14. LOS ANGELES
- 15. FLUTOPIA
- 16. P-FUNK 2024
- 17. THE SENTINEL
- 18. CUTTING CREW 2027

- 21. ROBO-CREEP
- 22. PPG WAVE 2.1
- 23. SEA TO SKY
- 24. DAS NEUE
- 25. FUNK COMPER
- 26. SEINFELD BASS
- 27. SONORA DOTS
- 28. HIPHOP 1982

- 31. SAMPLE HIT 4
- 32. SON DEXTER
- 33. CINCO BELLO
- 34. PALM MUTE GUITAR*
- 35. THE WATCHER
- 36. JAZZ VIBRAPHONE
- 37. ARCADE INVADERS I
- 38. ARCADE INVADERS II

- 41. BROOKLYN TAP
- 42. STRINGER 1980
- 43. GHOSTMACHINE
- 44. 8-DIN
- 45. JAZZ B3 1964
- 46. SCTV NEWS
- 47. MOOG BASS OF 1976
- 48. MOOG BASS OF 2076

- 51. MYSTERY LEAD
- 52. ENDOR WILDLIFE
- 53. WAVESTATE X
- 54. THE DROID

** this patch has intentionally low volume as this was the only way to get a realistic low-gain palm-mute guitar sound with a small amount of realistic guitar crunch.*



ULTIMATE
PATCHES

Copyright 2023 Ultimate Patches

MICROKORG 2023

ULTIMATE PATCHES

FAST & EASY INSTALL GUIDE + PATCH LIST

VOLUME 2

BANK A

11. THE GRAND PIANO
12. 2084
13. THE JUNO-6
14. 1982 BRASS
15. DOLBYS DREAM
16. DIGIDOTS
17. COLD FUSION
18. DUA LIPA REDUX

21. 1976
22. ROM MASK
23. LUMINEX
24. COLECOVISION
25. SEGA GENESIS
26. ORC INVASION
27. JUPITER-6
28. FUNK OF '82

31. TANGERINE 77
32. PIC-A-POP
33. 1980
34. WEEKND 2021
35. CHEEK POPPER
36. CRYPTO WAVE
37. RETROWAVE X
38. CYBERSINGER

41. MEGA DRIVE
42. CELL EMERGENCY
43. PONG TUNE
44. SOFT GLITCH
45. CRONENBERG
46. STYX 2040
47. ETHERWAVE
48. WHO REDUX

51. YAMAHA DX1
52. THRILLER BASS 1982
53. DEPECHE MODE
54. BAMBOO TEK
55. C64 CHIPTUNE
56. MORODEREDUX
57. CHOIR SAMPLE
58. GENETIC DATA

61. FAIRY TALE
62. CYCLOTRON
63. B3 ORGAN 1959
64. B3 ORGAN 1976
65. B3 ORGAN 1980
66. STARDUST PAD
67. FAST-FORWARD
68. EPIC OF 1977

71. BLADE LUSHER
72. DATABUBBLER
73. TECHOUSE 2029
74. SUPERTANG
75. SYNCLAVIER 2
76. VCO BRASS
77. PRINCE OB-Xa
78. VANGELIC CS

81. THE HARPSICHORD
82. 1981
83. 1973 AMBIENT
84. HARMONICA
85. CITRUSFUNK
86. SNOOP DOGG
87. BINARY TRUTH
88. MODULARITY

89. BANK B

11. SCHNAPPER
12. DUBSTEP 2010
13. HOUSE BASS 1986
14. HERALDRY
15. SIXTH SENSE
16. SOUNDTRACK 1979
17. SUPER ACID
18. P-FUNK 2040

21. PIANO 1965
22. PIANO 2039
23. PIANO 1969
24. PIANO 1989
25. PIANO 2024
26. PIANO 1986
27. HARD COMPER
28. 2033

31. FUTUREPOP V
32. EPIC REALMS
33. MATRIX BELLS
34. HEART EXPOSED
35. THRILLER KEYS 2023
36. 1984
37. HARKENING
38. ARCANINE CINE

41. STAR CASTLE
42. ARPANET
43. ZETA ONE
44. 1979 BRASS
45. MOOG BASS 1978
46. OB-Xa BASS 1982
47. ARP LEAD 1971
48. MARVIN GAYE 1975

51. THE CARS 1978
52. HELSINKI POP
53. META QUEST 3
54. VAPORWAVE DREAM



ULTIMATE
PATCHES

Copyright 2023 Ultimate Patches

MICROKORG 2023

ULTIMATE PATCHES

FAST & EASY INSTALL GUIDE + PATCH LIST

VOLUME 3

BANK A

- 11. AZTEC PERCUSSION
- 12. 1956 GUITAR
- 13. 2028 DROP
- 14. FUTUREPOP II
- 15. DAS VOKAL
- 16. CHIPTUNED
- 17. RETROWAVE II
- 18. 2027 BASSIX

- 21. TEK VIBRANTE
- 22. DARK WEB
- 23. JUPITER-6 II
- 24. 2031
- 25. DIGITAL 1981
- 26. DIGI-MUNCHER
- 27. SPANDAU 1983
- 28. THE REECE BASS

- 31. AWAKENING
- 32. FLUXTER
- 33. NEPTUNE-80
- 34. REAL PIZZI
- 35. DURAN PRAYER
- 36. 1990 HOOVER
- 37. SHEERAN PLUCK
- 38. CLUB NOUVEAU

- 41. 1956 ORGAN
- 42. SAMPLE HIT I
- 43. CRUSHER SUB
- 44. TRON 2028
- 45. SAMPLE HIT 2
- 46. SAMPLE HIT 3
- 47. MAN-MACHINE
- 48. BERLIN 2029

- 51. SATURN MOONS
- 52. METAL PERCUSSION
- 53. GAY CHOIR
- 54. NITZER EBB
- 55. ANDROMEDA
- 56. TECH CRASH
- 57. JP-04 PAD
- 58. DEEPHOUSE1991

- 61. OMD REDUX
- 62. DEEPHOUSE 1987
- 63. GRANULATOR
- 64. TEKDROP BASS
- 65. PURE SUB
- 66. GRANULATOR II
- 67. SH-101 BASS
- 68. RETROCADE II

- 71. MACCA REDUX
- 72. MAGNETO
- 73. LE FANTÔME
- 74. DEAD SPACE 4
- 75. DEPECHE 2030
- 76. LO-FI LUSHER
- 77. THE MARCH
- 78. EURHYTHMIC REDUX

- 81. SMITH&MIGHTY
- 82. FAIRLIGHT 1980
- 83. EXPOSITION
- 84. HAL DRONE
- 85. DIGI-FRAPPER
- 86. CHROMA-KEY
- 87. VAN HALEN '86 LEAD
- 88. HENDRIX 1969

BANK B

- 11. FLUX DEEPLY
- 12. MOON ODYSSEY
- 13. FINLANDIA
- 14. L'AMBIANCE
- 15. SYNTHEX 1984
- 16. AVICII BRASS 2017
- 17. CREAMWAVE
- 18. RISER 2030

- 21. 1985 CLASSIC
- 22. THE CURE '89 ORGAN
- 23. DOVES CRY OB-Xa
- 24. DW-8000 BELLS
- 25. TOKYO TEK
- 26. HIPHOP SUB
- 27. FUTUREPOP 3
- 28. MARS SECRETS

- 31. D-50 BELLS
- 32. CANTINA SINGER
- 33. CINCO VIVA
- 34. TOMITA 1977
- 35. PANS OF 2059
- 36. UPPER PARTIA
- 37. KAPUTIN 2023
- 38. SIZZLEAN BASS

- 41. FLASHDANCE 1
- 42. FLASHDANCE 2
- 43. FLASHDANCE 3
- 44. FLASHDANCE 4
- 45. RHODES 1977
- 46. WURLITZER 1969
- 47. WURLITZER 1972
- 48. RHODES 1984



ULTIMATE
PATCHES

Copyright 2023 Ultimate Patches